

June Lake Public Utility District
P O Box 99
June Lake, CA 93529
Office 760-648-7778 Fax 760-648-6801

THERE WILL BE A REGULAR MEETING OF THE BOARD OF DIRECTORS OF THE JUNE LAKE PUBLIC UTILITY DISTRICT ON THURSDAY, FEBRUARY 11, 2021 AT 4:00 PM VIA TELECONFERENCE THROUGH ZOOM

<https://us02web.zoom.us/j/82646340948?pwd=V0YvZHZaYitLSDhlUE1TOGhuTnpOQT09>

Meeting ID: 826 4634 0948

Passcode: 640059

Dial by your location:

+1 669 900 6833

FOR THE FOLLOWING AGENDA:

OPEN MEETING

Pledge of Allegiance

ADDITIONS TO AGENDA

[Government Code Section 54954.2(b)(2)] Additions to the agenda may be considered when two-thirds of the board members present determine a need for immediate action, and the need to act came to the attention of JLPUD after the agenda was posted; this exception requires a degree of urgency. If fewer than two-thirds of the board members are present, all must affirm the action to add an item to the agenda. The Board shall call for public comment prior to voting to add any item to the agenda after posting.

PUBLIC COMMENT

Speakers should give their name, affiliation if any and the subject they wish to comment on. Comments are limited to three (3) minutes. Discussions will **not** occur at this time. Topics should be of interest to the District. Any person may address the Board at this time upon any subject within the jurisdiction of the JLPUD; however, any matter that requires action will be referred to Staff for report and action at a subsequent Board meeting.

CONSENT CALENDAR

ESCB - Check Register – for January 2021

ESCB – Checking Balance – February 5, 2021

A/R Past Due – for January 2021

LAIF-January 2021 / Cantella Statements – December 2020

Income Statement Water/Sewer – for January 2021

ESCB Credit Card Statement – December 2020

APPROVAL OF MINUTES

Approval of minutes from the Regular Meeting of January 12, 2021.

OLD BUSINESS - None

NEW BUSINESS - None

BOARD/COMMITTEE MEMBER REPORT

1. For Discussion and Consideration to retain the services of Arianne Weiner for “Leadership Coaching & Development.” s

O&M SUPERINTENDENT’S REPORT

MANAGER’S REPORT

EXECUTIVE (Closed) SESSION

Pursuant to Government Code Section 54957

PUBLIC EMPLOYEE PERFORMANCE

Title: General Manager

ADJOURNMENT

Note: at any time during a regular session, the Board may adjourn to a closed session to consider litigation, personnel matters, or to discuss with legal counsel matters within the attorney-client privilege. Authority: Government Code Section 11126(a)(d)(q). In compliance with the Americans with Disabilities Act if you need special assistance to participate in this meeting, please contact the Clerk of the Board at (760) 648-7778. Notification 48 hours prior to the meeting will enable the District to make reasonable arrangements to ensure accessibility to this meeting (28 CFR 13, 102-35, 104 ADA Title II) Any public record, relating to an open session agenda item that is distributed within 72 hours prior to the meeting is available for public inspection at the District's office, 2380 Hwy 158, June Lake, CA 93529.

2/5/21

CONSENT CALENDAR

ESCB – CHECK REGISTER JANUARY 2021

ESCB – CHECKING ACCOUNT BALANCE 2/5/2021 - \$164,734.75

A/R PAST DUE JANUARY 2021 – \$ 5,271.47

LOCAL AGENCY INVESTMENT FUND SUMMARY-JANUARY 2021

CANTELLA SUMMARY/TRADE CONFIRM – DECEMBER 2020

INCOME STATEMENT- WATER/SEWER FOR – JANUARY 2021

ESCB VISA CARD STATEMENT – DECEMBER 2020

JUNE LAKE PUBLIC UTILITY DISTRICT

**Claims and/or Payroll Checks List For Checks from 01/01/21 to
For checks between: 01/01/21 - 01/31/21**

Check #	Type	Vendor/Employee/Payee Number	Check Amount	Date Issued
1763	SC	247 GENERAL STORE (supplies)	\$ 55.20	01/07/21
1764	SC	350 JUNE LAKE FIRE PROTECTION DISTRICT (rent)	\$ 443.00	01/07/21
1765	SC	452 MONO COUNTY PARAMEDICS (cleaning)	\$ 195.00	01/07/21
1766	SC	37 BARBARA MILLER (Director fee's)	\$ 200.00	01/07/21
1767	SC	179 DOUG SMITH (Director fee's)	\$ 200.00	01/07/21
1768	SC	711 JERRY HALLUM (Director fee's)	\$ 100.00	01/07/21
1769	SC	712 JUSTIN WALSH (director fee's)	\$ 100.00	01/07/21
1770	SC	713 SARAH MINICH (Director fee's)	\$ 100.00	01/07/21
1771	SC	40 BC LABS (samples)	\$ 1,448.00	01/07/21
1772	SC	301 IT MEDIC (computer technician)	\$ 125.00	01/07/21
1773	SC	714 THOMAS HELVIE (over payment-sold house)	\$ 46.92	01/07/21
1774	SC	465 NAPA OF BISHOP (supplies)	\$ 412.44	01/07/21
1775	SC	496 PAUL STIGLICH(cell phone accessories)	\$ 146.43	01/07/21
1777	SC	531 QUALITY CHAIN CORP (chains)	\$ 158.54	01/07/21
1778	SC	40 BC LABS (samples)	\$ 95.00	01/07/21
1781	SC	23 AMERIGAS (utilities)	\$ 192.74	01/15/21
1782	SC	606 SOUTHERN CALIFORNIA EDISON (utilities)	\$ 7,897.37	01/15/21
1783	SC	97 CHANNEL UNION 76 (fuel)	\$ 1,782.52	01/15/21
1784	SC	450 MONO COUNTY HEALTH DEPARTMENT (Snow Creek WTP)	\$ 130.00	01/15/21
1785	SC	252 GRAINGER (supplies)	\$ 238.43	01/15/21
1786	SC	233 FRONTIER COMMUNICATIONS (communications)	\$ 768.96	01/15/21
1787	SC	715 FGL (Analysis-Uranium Isotopes)	\$ 175.00	01/15/21
1788	SC	716 STREAMLINE (Website)	\$ 200.00	01/15/21
1790	SC	662 USA BLUE BOOK (supplies)	\$ 104.77	01/15/21
1791	SC	43 BEST, BEST & KRIEGER (professional services)	\$ 5,343.41	01/15/21
1792	SC	574 SDRMA (additional Ins.-Vactor truck)	\$ 552.37	01/15/21
1793	SC	399 MAMMOTH COMM. WATER DISTRICT (samples)	\$ 424.84	01/15/21
1794	SC	675 VISA (January 2021 charges)	\$ 3,087.39	01/15/21
1795	SC	717 APPL LABS (WWTP / PFAS samples)	\$ 1,140.00	01/15/21
1806	SC	169 DO IT CENTER (supplies)	\$ 5.80	01/22/21
1807	SC	429 MCMASTER CARR (supplies)	\$ 24.85	01/22/21
1808	SC	340 JON SIMMONS (CWEA Association Membership)	\$ 283.00	01/22/21
1809	SC	13 AECOM (supplies)	\$ 2,350.80	01/22/21
1810	SC	608 STANDARD INSURANCE (Insurance)	\$ 335.13	01/25/21
-89827	P	FIT EFTPS	\$ 2,712.25	01/06/21
-89826	P	CA SDI STATE OF CALIFORNIA EDD	\$ 1,981.53	01/06/21
-89825	P	CALPERS-MISC CALPERS	\$ 3,313.95	01/06/21
-89815	P	CALPERS-MISC CALPERS	\$ 3,313.95	01/07/21
-89814	P	FIT EFTPS	\$ 2,820.67	01/07/21
-89813	P	CALPERS-MISC CALPERS	\$ 3,313.95	01/22/21
-89811	P	FIT EFTPS	\$ 2,700.28	01/22/21
1762	P	CHILD SUPPORT CALIFORNIA STATE DISBURS	\$ 184.61	01/04/21
1776	P	HEALTH SDRMA	\$ 7,702.34	01/07/21
1780	P	CHILD SUPPORT CALIFORNIA STATE DISBURS	\$ 184.61	01/15/21
TOTAL			\$ 57,091.05	

California State Treasurer
Fiona Ma, CPA



Local Agency Investment Fund
 P.O. Box 942809
 Sacramento, CA 94209-0001
 (916) 653-3001

February 04, 2021

[LAIF Home](#)
[PMIA Average Monthly Yields](#)

JUNE LAKE PUBLIC UTILITY DISTRICT

SECRETARY
 P.O. BOX 99
 JUNE LAKE, CA 93529

[Tran Type Definitions](#)

Account Number: 85-26-001

January 2021 Statement

Effective Date	Transaction Date	Tran Type	Confirm Number	Web Confirm Number	Authorized Caller	Amount
1/15/2021	1/14/2021	QRD	1664917	N/A	SYSTEM	2,916.57

Account Summary

Total Deposit:	2,916.57	Beginning Balance:	1,735,834.98
Total Withdrawal:	0.00	Ending Balance:	1,738,751.55

Statement for the Period December 1, 2020 to December 31, 2020

JUNE LAKE PUBLIC UTILITY DISTRICT - Corporation
 Account Number: A7T-574244



SECURITIES OFFERED
 THROUGH
 CANTELLA & CO., INC.
 MEMBER FINRA/SIPC

Account Overview

CHANGE IN ACCOUNT VALUE	Current Period	Year-to-Date
BEGINNING VALUE	\$955,125.18	\$1,191,091.23
Additions and Withdrawals	\$0.00	(\$278,229.16)
Income	\$1,228.45	\$26,722.11
Taxes, Fees and Expenses	\$0.00	\$0.00
Change in Value	(\$1,222.95)	\$15,546.50
ENDING VALUE (AS OF 12/31/20)	\$955,130.68	\$955,130.68
Total Accrued Interest	\$3,920.26	
Ending Value with Accrued Interest	\$959,050.94	

Refer to Miscellaneous Footnotes for more information on Change in Value.

INCOME


TAXABLE	Current Period	Year-to-Date
Taxable Dividends	\$0.09	\$81.81
Taxable Interest	\$1,228.36	\$26,640.30
TOTAL TAXABLE	\$1,228.45	\$26,722.11
TOTAL INCOME	\$1,228.45	\$26,722.11

Taxable income is determined based on information available to NFS at the time the statement was prepared, and is subject to change. Final information on taxation of interest and dividends is available on Form 1099-Div, which is mailed in February of the subsequent year.

REALIZED GAIN (LOSS)	Current Period	Year-to-Date
Short Term Gain	\$0.00	\$0.00
Short Term Loss	\$0.00	\$0.00
Disallowed Short Term Loss	\$0.00	\$0.00
TOTAL SHORT TERM GAIN (LOSS)	\$0.00	\$0.00

ACCOUNT ALLOCATION

Money Markets 1.1 %



CDs 98.9 %

	Percent	Prior Period	Current Period
Money Markets	1.1 %	\$9,702.53	\$10,930.98
CDs	98.9	\$945,422.65	\$944,199.70
TOTAL	100.0 %	\$955,125.18	\$955,130.68

Account Allocation shows the percentage that each asset class represents of your total account value. Account Allocation for equities, fixed income, and other categories may include mutual funds and may be net of short positions. NFS has made assumptions concerning how certain mutual funds are allocated. Closed-end mutual funds and Exchange Traded Products (ETPs) listed on an exchange may be included in the equity allocation. The chart may not reflect your actual portfolio allocation. Consult your broker/dealer prior to making investment decisions.

CANTELLA & CO. INC.

MN _CEBKHLGFBBGSSR_BBBBB 20201231

Account carried with National Financial Services LLC, Member
 NYSE, SIPC

20 WATER

Account Object	Description	----- Current Year -----				%
		Current Month	Current YTD	Budget	Variance	
Revenue						
4110	T&A Cur Secured		5,333.83		5,333.83	
4120	T&A Cur Unsecured		786.82		786.82	
4130	Unitary Tax		132.97		132.97	
4135	T&A Interest		300.58		300.58	
4310	User Service Charge	31,251.73	291,759.87	423,240.00	-131,480.13	69
4315	Water Sales - Other		3,178.00		3,178.00	
4330	Delinquent User Chgs			3,102.00	-3,102.00	
4331	Winter Standby			2,757.00	-2,757.00	
4332	Other Serv Chgs		6,160.00	9,600.00	-3,440.00	64
4610	Interest From Investments		3.10		3.10	
4710	Inspection Fees		116.00	200.00	-84.00	58
4720	Connection Fees		7,640.00		7,640.00	
4730	Tapping Fee		920.00		920.00	
4750	Fixture Costs		456.00	1,200.00	-744.00	38
						72
	Total Revenue	31,251.73	316,787.17	440,099.00	-123,311.83	72
Expenses						
5410	Source of Supply					
110	Salaries			3,564.00	3,564.00	
	Total Account			3,564.00	3,564.00	
5420	Pumping					
320	Utilities	999.02	7,311.23	13,068.00	5,756.77	56
	Total Account	999.02	7,311.23	13,068.00	5,756.77	56
5430	Water Treatment					
110	Salaries	6,223.33	46,093.59	75,672.00	29,578.41	61
210	Supplies	238.43	10,751.45	2,172.00	-8,579.45	495
310	Contractual Services	2,268.04	15,513.28	9,000.00	-6,513.28	172
320	Utilities	2,224.69	7,856.51	20,628.00	12,771.49	38
	Total Account	10,954.49	80,214.83	107,472.00	27,257.17	75
5440	Transmission and Distribution					
110	Salaries	61.60	4,447.92	10,692.00	6,244.08	42
210	Supplies	24.85	4,028.86	4,152.00	123.14	97
310	Contractual Services		4,689.25	3,000.00	-1,689.25	156
	Total Account	86.45	13,166.03	17,844.00	4,677.97	74
5450	Meter					
110	Salaries	293.33	4,123.82	9,900.00	5,776.18	42
210	Supplies		6,311.61	9,540.00	3,228.39	66
	Total Account	293.33	10,435.43	19,440.00	9,004.57	54

JUNE LAKE PUBLIC UTILITY DISTRICT
Income Statement
For the Accounting Period: 1 / 21

20 WATER

Account Object	Description	----- Current Year -----				%
		Current Month	Current YTD	Budget	Variance	
6100	Administrative and General					
110	Salaries	6,497.93	53,240.99	86,400.00	33,159.01	62
111	Directors Fees	1,185.00	2,335.00	6,000.00	3,665.00	39
112	Vac/Hol/SL	1,481.88	7,855.71	24,144.00	16,288.29	33
113	Travel, Meetings & Mileage			2,400.00	2,400.00	
120	PERS Emplr Contribution	1,418.57	10,806.89	20,676.00	9,869.11	52
121	CalPers Unfunded Liability		19,930.35	48,000.00	28,069.65	42
130	Health Insurance	2,342.01	16,769.68	47,172.00	30,402.32	36
131	Dental/Vision Insurance	74.50	155.30	1,500.00	1,344.70	10
132	LTD & Life Ins	167.56	1,879.25	2,460.00	580.75	76
140	State Compensation		8,465.29	12,264.00	3,798.71	69
151	Employer Medicare	211.60	1,624.44	5,172.00	3,547.56	31
210	Supplies		14.59	2,400.00	2,385.41	1
220	Gas, Oil & Fuel	696.06	4,891.29	8,508.00	3,616.71	57
225	Maintenance, Vehicle & Contractual	283.74	5,305.41		-5,305.41	
230	Office Utilities	103.48	103.48		-103.48	
240	Office Expenses	211.55	1,643.95	3,504.00	1,860.05	47
250	Communication	743.61	4,656.32	4,008.00	-648.32	116
270	Sm Tools & Supplies	30.50	459.99	2,160.00	1,700.01	21
310	Contractual Services	191.81	10,603.53		-10,603.53	
320	Utilities	82.51	457.90	900.00	442.10	51
330	Publication & Notices			408.00	408.00	
340	Dues, Subsc & Fees	241.50	23,752.92	17,208.00	-6,544.92	138
350	Professional Svcs	2,671.70	10,830.89	9,996.00	-834.89	108
360	Gen'l Insurance		14,531.78	11,508.00	-3,023.78	126
380	Rents & Leases	150.00	1,050.00	1,800.00	750.00	58
	Total Account	18,785.51	201,364.95	318,588.00	117,223.05	63
	Total Expenses	31,118.80	312,492.47	479,976.00	167,483.53	65
	Net Income from Operations	132.93	4,294.70			
	Net Income	132.93	4,294.70			

10 SEWER

Account Object	Description	----- Current Year -----				%
		Current Month	Current YTD	Budget	Variance	
Revenue						
4110	T&A Cur Secured		5,333.83		5,333.83	
4120	T&A Cur Unsecured		786.83		786.83	
4130	Unitary Tax		132.98		132.98	
4135	T&A Interest		300.58		300.58	
4310	User Service Charge	37,076.78	295,670.23	472,938.00	-177,267.77	63
4330	Delinquent User Chgs	364.06	4,478.90	3,000.00	1,478.90	149
4331	Winter Standby			1,600.00	-1,600.00	
4332	Other Serv Chgs		6,894.87	1,300.00	5,594.87	530
4620	Cell Tower Lease SBA	1,100.00	7,700.00		7,700.00	
4702	Local Bene #2		2,830.12		2,830.12	
4710	Inspection Fees		114.00	100.00	14.00	114
4720	Connection Fees		7,006.00		7,006.00	
4730	Tapping Fee		458.00	300.00	158.00	153
4800	NON OPERATING REVENUE		315,133.36		315,133.36	
						135
	Total Revenue	38,540.84	646,839.70	479,238.00	167,601.70	135
Expenses						
5310	Sewer Collection					
110	Salaries	5,445.08	44,576.91	64,224.00	19,647.09	69
210	Supplies	545.44	3,431.35	13,800.00	10,368.65	25
310	Contractual Services	2,903.17	41,428.75		-41,428.75	
320	Utilities	1,909.24	12,626.48	22,524.00	9,897.52	56
	Total Account	10,802.93	102,063.49	100,548.00	-1,515.49	102
5330	Sewer Treatment					
110	Salaries	4,702.89	31,688.08	52,368.00	20,679.92	61
210	Supplies	104.77	9,736.85	9,864.00	127.15	99
310	Contractual Services	1,218.13	-25,522.98		25,522.98	
320	Utilities	2,907.14	19,141.59	35,592.00	16,450.41	54
	Total Account	8,932.93	35,043.54	97,824.00	62,780.46	36
5340	Mosquito					
110	Salaries		1,095.43	12,240.00	11,144.57	9
210	Supplies			7,500.00	7,500.00	
310	Contractual Services		550.00	1,500.00	950.00	37
	Total Account		1,645.43	21,240.00	19,594.57	8
6100	Administrative and General					
110	Salaries	6,561.73	55,612.41	86,400.00	30,787.59	64
111	Directors Fees	1,185.00	2,335.00	6,000.00	3,665.00	39
112	Vac/Hol/SL	7,120.64	32,635.37	24,144.00	-8,491.37	135
113	Travel, Meetings & Mileage			2,400.00	2,400.00	
120	PERS Emplr Contribution	2,476.23	17,711.26	20,676.00	2,964.74	86

JUNE LAKE PUBLIC UTILITY DISTRICT
Income Statement
For the Accounting Period: 1 / 21

10 SEWER

Account Object	Description	----- Current Year -----				%
		Current Month	Current YTD	Budget	Variance	
121	CalPers Unfunded Liability		19,930.35	48,000.00	28,069.65	42
130	Health Insurance	4,008.79	27,564.66	47,172.00	19,607.34	58
131	Dental/Vision Insurance	74.50	155.30	1,500.00	1,344.70	10
132	LTD & Life Ins	167.57	1,879.30	2,460.00	580.70	76
140	State Compensation		8,465.30	12,264.00	3,798.70	69
151	Employer Medicare	346.03	2,520.21	5,172.00	2,651.79	49
210	Supplies			2,400.00	2,400.00	
220	Gas, Oil & Fuel	696.06	4,905.92	8,508.00	3,602.08	58
225	Maintenance, Vehicle & Contractual	283.75	5,305.49	3,000.00	-2,305.49	177
230	Office Utilities	103.48	103.48	900.00	796.52	11
240	Office Expenses	211.56	1,644.02	3,504.00	1,859.98	47
250	Communication	645.49	4,017.30	5,004.00	986.70	80
260	USFS Maintenance		693.24		-693.24	
270	Sm Tools & Supplies	30.50	460.03	2,160.00	1,699.97	21
310	Contractual Services	234.92	10,529.77	12,000.00	1,470.23	88
320	Utilities	82.51	457.94		-457.94	
330	Publication & Notices			276.00	276.00	
340	Dues, Subsc & Fees	241.50	35,369.30	26,508.00	-8,861.30	133
350	Professional Srvs	2,671.71	71,487.20	10,000.00	-61,487.20	715
360	Gen'l Insurance		14,531.79	11,508.00	-3,023.79	126
380	Rents & Leases	150.00	1,050.00	1,800.00	750.00	58
	Total Account	27,291.97	319,364.64	343,756.00	24,391.36	93
6310	USFS MAINT					
110	Salaries		4,486.25		-4,486.25	
	Total Account		4,486.25		-4,486.25	
	Total Expenses	47,027.83	462,603.35	563,368.00	100,764.65	82
	Net Income from Operations	-8,486.99	184,236.35			
	Net Income	-8,486.99	184,236.35			



Rewards

Bonus Points Available
23,020

Account Summary

Billing Cycle		01/01/2021
Days In Billing Cycle		31
Previous Balance		\$1,658.62
Purchases	+	\$3,156.53
Cash	+	\$0.00
Balance Transfers	+	\$0.00
Special	+	\$0.00
Credits	-	\$69.14
Payments	-	\$1,658.62
Other Charges	+	\$0.00
Finance Charges	+	\$0.00
NEW BALANCE		\$3,087.39

Credit Summary

Total Credit Line	\$15,000.00
Available Credit Line	\$11,912.61
Available Cash	\$1,000.00
Amount Over Credit Line	\$0.00
Amount Past Due	\$0.00
Disputed Amount	\$0.00

Account Inquiries

- Call us at: (800) 883-0131
Lost or Stolen Card: (800) 883-0131
- Go to MyCardStatement.com
- Write us at PO BOX 31537, TAMPA, FL 33631-3537

Payment Summary

NEW BALANCE	\$3,087.39
MINIMUM PAYMENT	\$3,087.39
PAYMENT DUE DATE	01/26/2021

NOTE: Grace period to avoid a finance charge on purchases; pay entire new balance by payment due date. Finance charge accrues on cash advances until paid and will be billed on your next statement.

Cardholder Account Summary

Trans Date	Post Date	Plan Name	Reference Number	Description	Amount
12/01	12/02	PBUS01		USPS PO JUNE LAKE CA	\$160.65
12/02	12/03	PBUS01		UPS*1ZR41ET JUNE LAKE CA	\$36.26
12/04	12/06	PBUS01		USPS PO JUNE LAKE CA	\$11.00
12/06	12/07	PBUS01		VZWRLSS*APOCC VISB FL	\$388.72
12/09	12/10	PBUS01		UPS*1ZR41ET JUNE LAKE CA	\$37.07
12/10	12/11	PBUS01		BESTBUYCOM80 RICHFIELD MN	\$206.96
12/12	12/14	PBUS01		STAPLES DIRECT MA	\$231.25
12/15	12/16	PBUS01		PP*BLUEBIRDIMA CA	\$43.10
12/16	12/16			PAYMENT - THANK YOU	\$1,658.62
12/19	12/20	PBUS01		MSFT * WA	\$40.00
12/19	12/21			CREDIT VOUCHER	\$69.14
				STAPLES DIRECT FRAMINGHAM MA	
12/21	12/23	PBUS01		BEST BEST AND KRIEGER LLP CA	\$1,750.00
12/24	12/25	PBUS01		USPS PO JUNE LAKE CA	\$55.00

PLEASE DETACH COUPON AND RETURN PAYMENT USING THE ENCLOSED ENVELOPE - ALLOW UP TO 7 DAYS FOR RECEIPT

TCM BANK NA
PO BOX 31481
TAMPA FL 33631-3481

Account Number
####

Check box to indicate name/address change on back of this coupon

AMOUNT OF PAYMENT ENCLOSED

Closing Date	New Balance	Total Minimum Payment Due	Payment Due Date
01/01/21	\$3,087.39	\$3,087.39	01/26/21

\$

JUNE LAKE PUBLIC UTILITY
PO BOX 99
JUNE LAKE CA 93529-0099



MAKE CHECK PAYABLE TO:



VISA
PO BOX 6818
CAROL STREAM IL 60197-6818



JUNE LAKE PUBLIC UTILITY
 Account Number: #### #### ####
 Page 3 of 3

Cardholder Account Summary Continued

Trans Date	Post Date	Plan Name	Reference Number	Description	Amount
12/27	12/28	PBUS01		ZOOM.US WWW ZOOM.US CA	\$14.99
12/28	12/29	PBUS01		QUALITY CHAIN HILLSBORO OR	\$151.55
12/28	12/29	PBUS01		ADOBE ACROPRO.SUBS CA	\$14.99
12/28	12/29	PBUS01		Adobe Inc CA	\$14.99

Additional Information About Your Account

THE TOTAL FINANCE CHARGE PAID ON YOUR ACCOUNT DURING THE PAST YEAR WAS \$.00.

cRewards Bonus Points Information as of 12/31/2020

@Rewards	Beginning Balance	Points Earned	Points Adjusted	Points Redeemed	Ending Balance
	19,932	3,088	0	0	23,020

Finance Charge Summary / Plan Level Information

Plan Name	Plan Description	FCM ¹	Average Daily Balance	Periodic Rate *	Corresponding APR	Finance Charges	Effective APR Fees **	Effective APR	Ending Balance
Purchases									
PBUS01 001	PURCHASE	G	\$0.00	1.83250%(M)	21.9900%(V)	\$0.00	\$0.00	0.0000%	\$3,087.39
Cash									
CBUS01 001	CASH	A	\$0.00	2.08250%(M)	24.9900%(V)	\$0.00	\$0.00	0.0000%	\$0.00

* Periodic Rate (M)=Monthly (D)=Daily
 ** includes cash advance and foreign currency fees
¹ FCM = Finance Charge Method
 Days In Billing Cycle: 31
 APR = Annual Percentage Rate
 (V) = Variable Rate. If you have a variable rate account the periodic rate and Annual Percentage Rate (APR) may vary.

**MINUTES OF THE REGULAR MEETING OF THE BOARD OF DIRECTORS
JUNE LAKE PUBLIC UTILITY DISTRICT**

President Smith called the regular meeting of January 12, 2021 of the Board of Directors of the June Lake Public Utility District (JLPUD) to order at 4:05 p.m. via Zoom,

<https://us02web.zoom.us/j/84709748861?pwd=Wct3Vmd1U2J1Y0xzaFpsbHlwcGNNQT09>

Pledge of Allegiance

A. ROLL CALL

Directors Present: Miller, Walsh, Hallum, Minich, Smith

Directors absent:

Staff Present: General Manager Stiglich, Superintendent Simmons, Secretary Morgan

B PUBLIC COMMENT

Director Smith stated that Zoom meetings need to have a roll call vote and this is how we will proceed.

C. CONSENT CALENDAR

Board action: to accept Consent Calendar, as written.

Motion by: Director Miller

Seconded by: Director Minich

Director Minich – Yes

Director Hallum – Yes

Director Smith – Yes

Director Miller – Yes

Director Walsh – Yes

Motion: approved unanimously

D. APPROVAL OF MINUTES

1. Board action: to approve Regular Minutes from December 9, 2020

Motion by: Director Hallum

Seconded by: Director Walsh

Director Minich – Yes

Director Miller – Yes

Director Smith – Yes

Motion: approved unanimously

E. OLD BUSINESS None

F. NEW BUSINESS

1. Board action: Motion to Adopt Resolution 2021-01, Implementing Temporary Policies, Actions and Measures in Response to the District local Emergency Regarding the Respiratory Illness Pandemic COVID 19.

Motion by: Director Walsh

Seconded by: Director Miller

Director Minich – Yes

Director Hallum – Yes

Director Smith – Yes

Motion: approved unanimously

2. Board action: Motion to elect Director Minich as Treasurer of the June Lake Public Utility District.

Motion by: Director Walsh

Seconded by: Director Miller

Director Minich – Yes

Director Hallum – Yes

Director Smith – Yes

Motion: approved unanimously

The LAIF Authorization form will need to be updated with Director Minich as Treasurer

Board Members decided among themselves who would be on what committee.

Finance/Construction Committee- Director Hallum and Director Walsh

Personnel Committee – Director Miller & Director Smith

G. BOARD MEMBER REPORT

None

H. O&M SUPERINTENDENT REPORT

1. Exercise valves in the Petersen Tract.
2. Removed broken paddles on the west side brush, cleaned out the small wasting beds at the Wastewater Plant.
3. Cleaning the shop, plowed the yard and the road to the vactor building at the Wastewater Plant.
4. Changed out the batteries on the generator, unclogged pump #1 at Station #2.
5. Replaced the chlorine bleach feed tube at Clark water plant.
6. Shut down the water meter at 74 Carson Street due to a broken irrigation controller.
7. Did a Zoom conference with California Rural Water Association. It was an overview on sampling protocol.
8. Performed a hot tap on 140 Washington Street for a water server and installed the water meter.

I. MANAGER REPORT

1. Discussed Income Statement and budget. Water is \$2,000. over budget partially due to Professional services. Sewer is \$30,000. over budget. Partially due to the rental of the Vactor truck for \$20,000.
2. Overtime Report, has total of 2 hours for the month of December and 14 hours comprehensive (CTO) time off.
3. Presented charts for Production vs. Consumption meter reads. Village has about 20% difference of what was produced vs sold. Down Canyon has about a 5% difference for November and 15% for December. PUD has made improvements.
4. Gave a Black Mountain Software system update: We are finished with the update and upgraded billing & Accounting system. In a learning stage.
5. Discussed the Sewer Collection System Rehabilitation. General Manager Stiglich says the Village has 5 locations w/blocks that PUD employees can clear and 12 locations that a Contractor will be needed. Down Canyon has 42 locations w/blocks that PUD employees can clear and 36 locations that a Contractor will be needed. General Manager Stiglich plans on putting the Rehabilitation out for bid in March. General Manager Stiglich stated that the PUD will need to rent a Vactor truck (approximately \$40,000) and buy cutting tools for the PUD to fix the blockages. General Manager Stiglich says to buy a Vactor truck, it would cost about \$4,000. a month for 7 years, which is another option. He plans to discuss the options with the Finance Committee at another time.
6. Discussed Wastewater Treatment Plant Rehabilitation Report from AECOM. General Manager Stiglich says the Rehabilitation would cost about \$7,000,000. (seven million) or \$14,000,000. (fourteen million) to

build a new one. Some options for paying are to apply for a grant or combination grant and revenue bond. He will further discuss w/Finance Committee.

7. Discussed new office location. Some of the issues for these locations are as follows:
 - a. WWTP – No water, only small amount that is trucked to plant/ far from customer base.
 - b. Fire House #2 – Approximately 720 square feet (20%) that the PUD owns but Fire Board must agree.
 - c. Gull Lake Sheriff's Station – not compliant w/disability act (ADA) this would cost about \$40,000. to make compliant and \$20,000. to make space usable.
 - d. Existing unknown building – has a Relator keeping an eye out for something that would be usable.
 - e. Existing unknown vacant lot – there is one in the village (Raymond/Alderman) he will be looking into that lot a bit more. Cost for the lot is \$139,000.
8. General Manager & Staff Training, for the Ethics & Harassment, Leadership Team building, Coaching Skills and BBK Board Training. Office Staff has finished required training and General Manager Stiglich says he has received some of the completed training from some of the Board Members.
9. Gave report on CPA (Don Porter) and his progress. Mr. Porter is in the process of data collection to help close the books for the last fiscal year. Mr. Porter is assisting w/ W-2's and 1099's.

Director Minich asked a question about WWTP upgrades and will the upgrades mean the staff will have to have higher WWTP Certifications and when will they go for the testing? Per General Manager Stiglich, yes will need higher Certifications. Prior testing had been scheduled but due to Covid-19 and the shutdowns, they have been canceled.

Director Minich said that she believes you can write to the CWEA (California Water Environmental Assoc.) saying this training is needed and they are trying to accommodate. General Manager Stiglich said he will investigate this.

Director Miller asked if we could discuss the next meeting times, where and if it would be on Zoom? After much discussion it was decided to meet on the second Thursday, February 11, 2021 at 4:00pm via Zoom.

J. Close Open Session at 5:14 p.m.

Motion by: Director Miller

Seconded by: Director Minich

Director Smith – Yes

Director Hallum – Yes

Director Walsh – Yes

Motion: approved unanimously

EXECUTIVE SESSION

K. Opened Executive Session at 5:18 p.m.

Motion by: Director Smith

Seconded by: Director Miller

Director Minich – Yes

Director Hallum – Yes

Director Walsh – Yes

Motion: approved unanimously

L. Closed Executive Session at 6:22 p.m.

Motion by: Director Smith

Seconded by: Director Miller

Director Minich – Yes

Director Hallum – Yes
Director Walsh – Yes
Motion: approved unanimously

M. Opened Public Session at 6:23 p.m.

Motion by: Director Minch

Seconded by: Director Hallum

Director Smith – Yes

Director Miller – Yes

Director Walsh – Yes

Motion: approved unanimously

N. EXECUTIVE SESSION REPORT:

General Manager Stiglich's evaluation of District's operation. Discussion only.

O. ADJOURNMENT

There being no further business, a motion to adjourn made by President Smith, seconded by Director Miller, and unanimously passed to adjourn at 6:24 p.m.

Respectfully Submitted,

Heather Morgan - Secretary/Clerk

Identify key areas with Facilitation:

Board to set the direction - lead the change effort.

- What is best for JLPUD?
- What is the common purpose?
- Recommitment to the mission of the organization
- Development of values - culture (values, mission, behavior aka walking the talk)
- Integration moving forward - big goals including community stakeholders.
 - What are the short-term and long-term goals?
 - Financial issues/needs/ projection (CPA advisement)
- Review the current business structure
- Outline employee roles, including (specific skills and general competencies)
- Distribution of work/division of labor
- Re-establish reporting structure and relationships
- Coordinate activities
- Performance individuals and the organization)
- Coordinate efforts with outside consultants/lawyers/union
- Performance measures
- Improve the resilience of the JLPUD

Other:

- Train management
- Team Building

Arianne Weiner, PhD, PCC

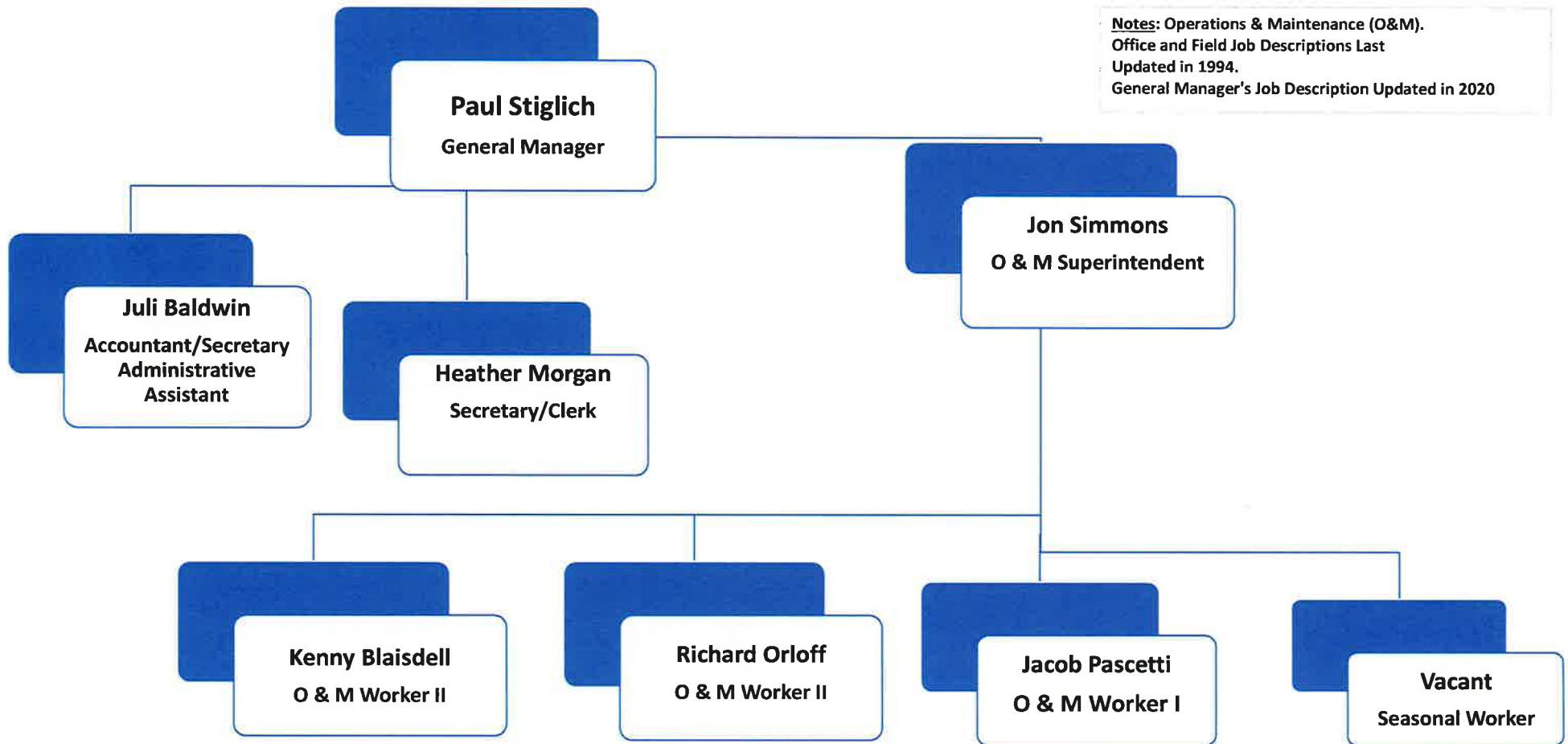
Leadership Coaching & Development

Phone: 858.232.8064 | Fax:858.246.6800

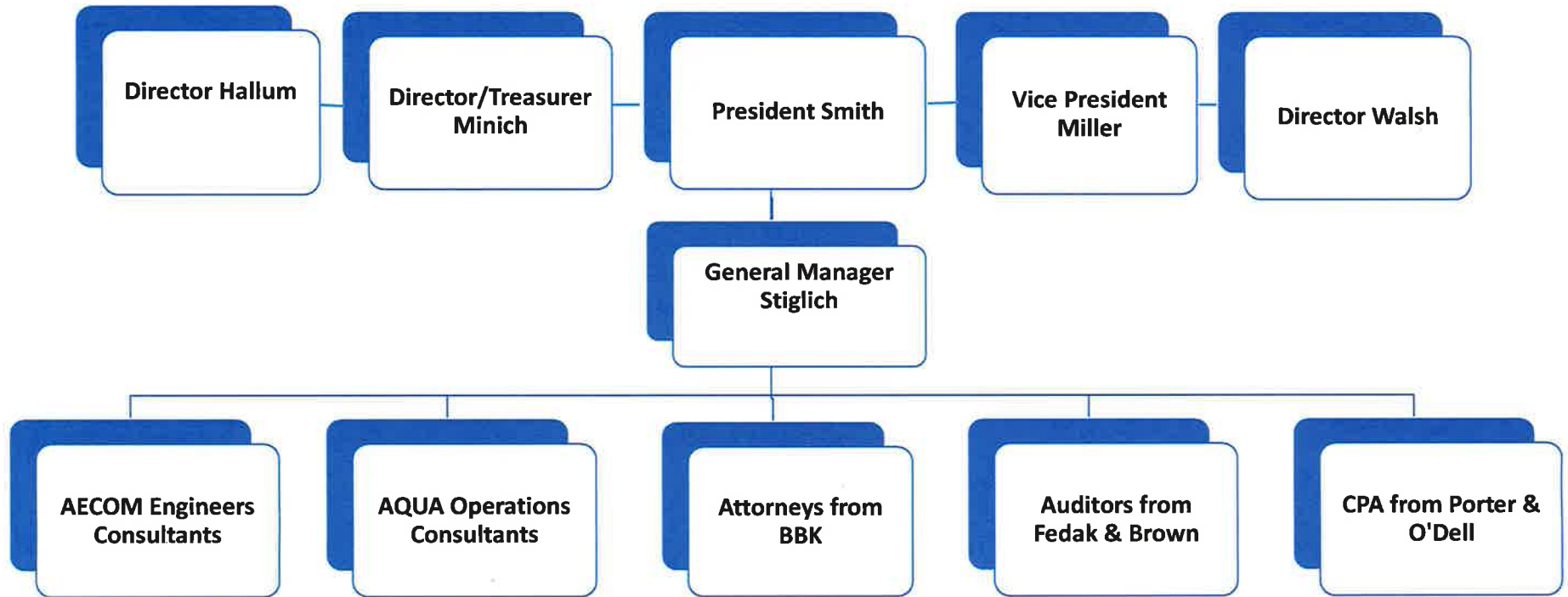
ImplementingChange.com ESDTInstitute.com

Individualization | Empathy | Activator | Responsibility | Discipline

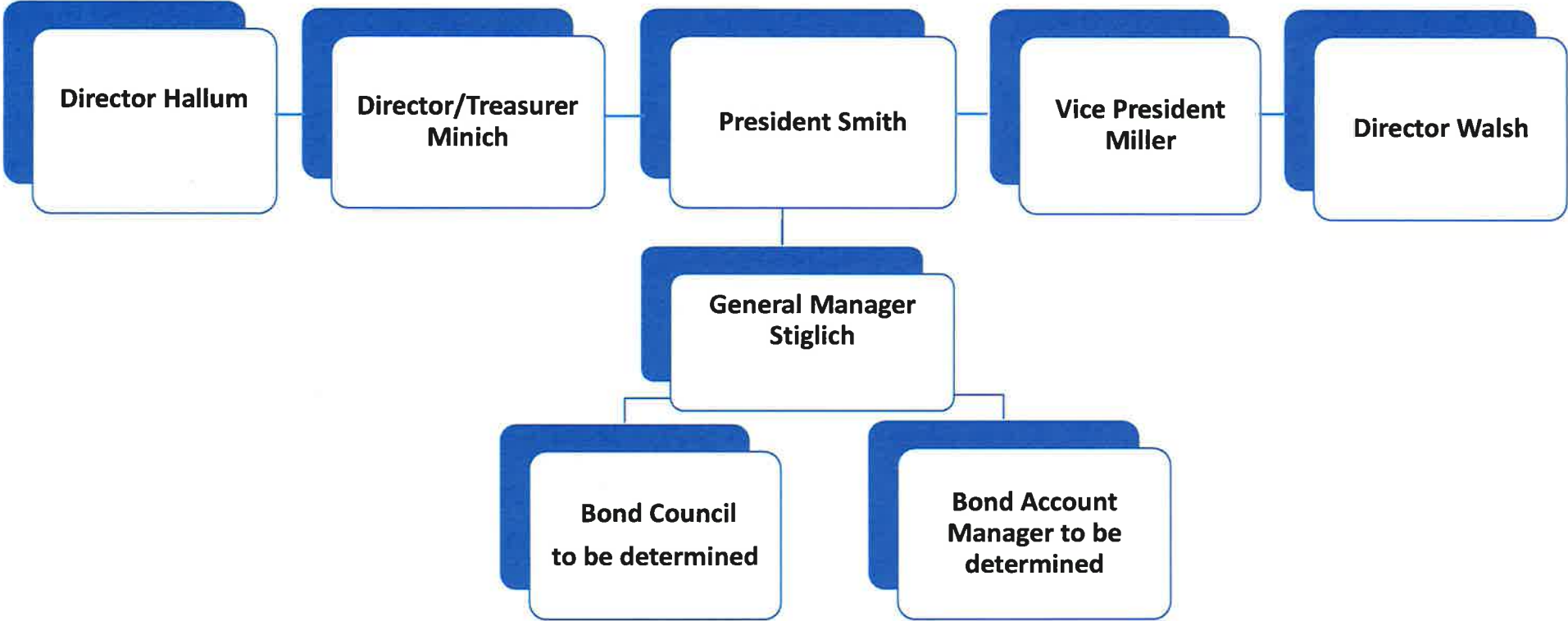
June Lake Public Utility District Personnel Organization Chart



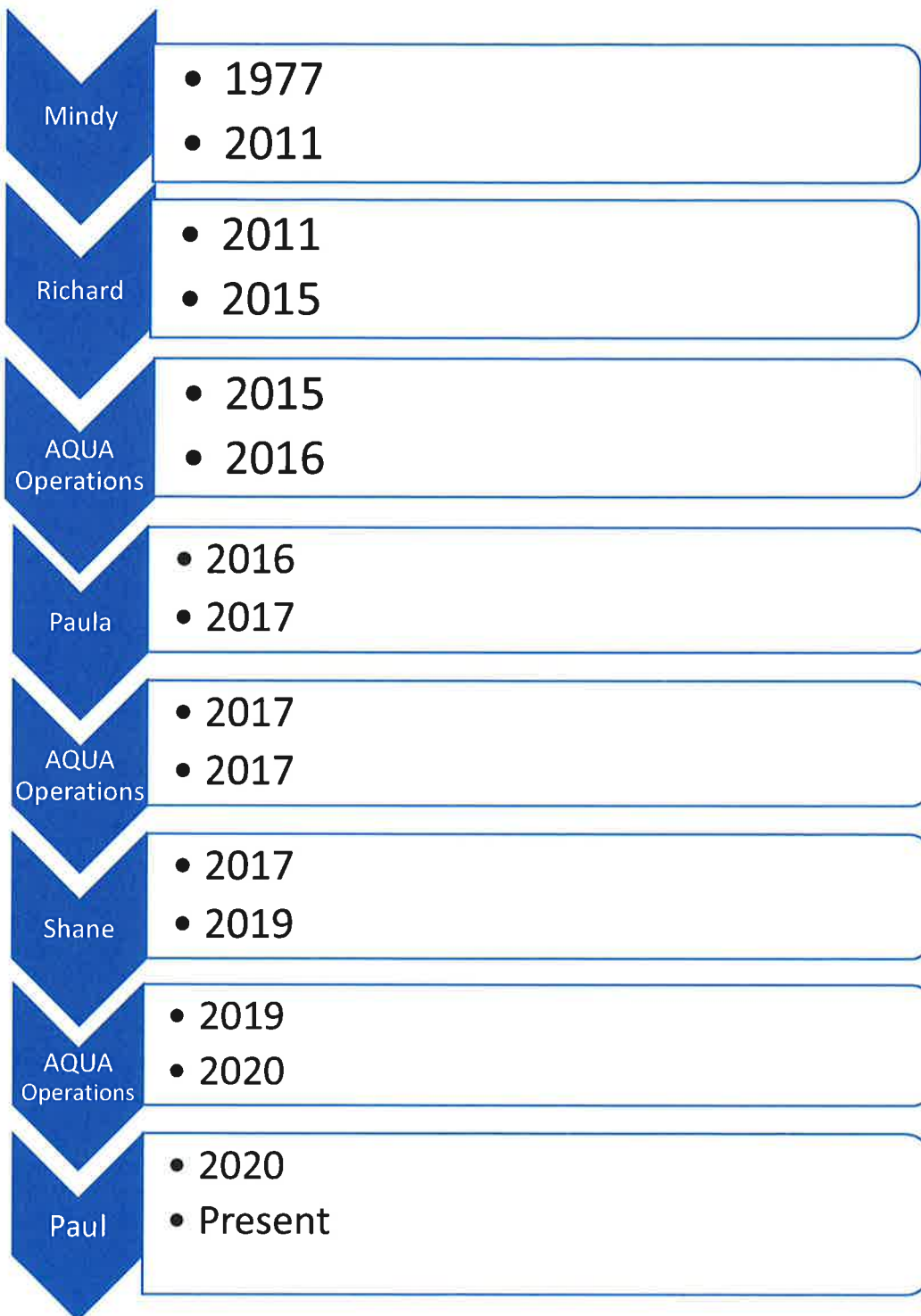
June Lake Public Utility District Executive Organization



June Lake Public Financing Authority



June Lake PUD Succession of General Managers



June Lake Public Utility District Board Meeting February 11, 2021

Manager's Report

1. Income Statement attached herein and discussion on the budget.
2. Overtime Report: OT = 8.5 hrs. Comp. Time = 23.2 hrs.
3. Zoom meeting with the Regional Water Management Group.
Submitted three projects for consideration, wait time 18-24 months.
 - a) Wastewater Treatment Plant Rehab, \$7 Million
 - b) Cleaning out Blockage/Roots in Collection System, \$60K
 - c) Electrical Switch Gear for 4 Transfer Stations & Generator. \$178K
4. Zoom meeting with the Southern California Regional Energy Network
Annual Estimated Energy Savings at \$27,745 with new pumps & motors.
5. Team Building Consultant & Review of Staffing
6. CPA report from Don Porter.

June Lake PUD - Benchmarking

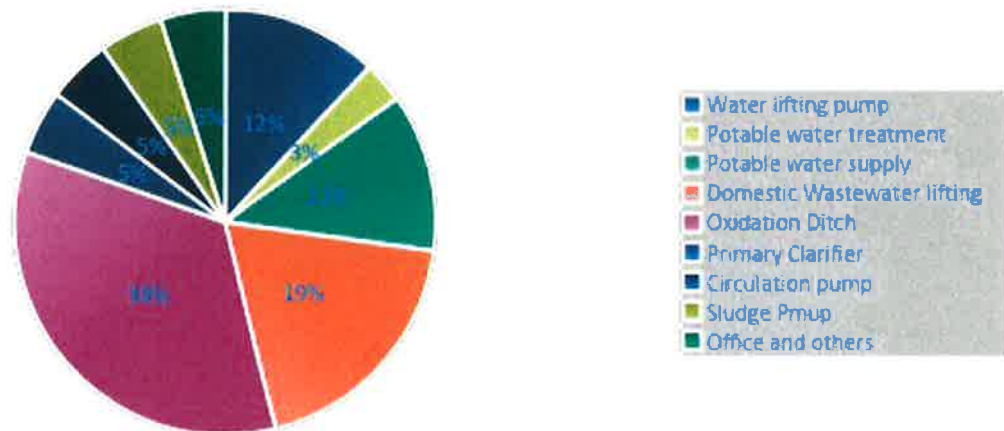


Figure 1: Energy Use Breakdown

Savings Estimate

Actual equipment data were not available during this estimation. Estimation is done based on available information from the JLPUD website, board meeting agenda, Google maps data and utility bills. It is assumed that the facility is operating with original equipment with minimal replacement. All savings are mutually exclusive. All savings are only for estimation purposes. An estimated 32% kWh savings is expected from the possible measures.

Facility	Breakdown	High Level Measures	Saving %	Saving kWh	Saving \$
Potable Water Supply	Water lifting pump	Improve pumping technology	15%	10,082	1,548
	Potable water treatment	Improve potable water treatment	10%	1,763	271
	Potable water supply	Improve pumping technology	15%	10,082	1,548
WW Lifting	Domestic WW lifting	Improve pumping technology	15%	15,884	2,438
WWTP	Oxidation Ditch	Implement Ammonia Based Aeration Control (ABAC) and Simultaneous Nitrification and Denitrification (SNDN)	60%	115,152	17,677
	Primary Clarifier	Install energy efficient equipment, drive, and control	10%	2,742	421
	Circulation pump	Install energy efficient equipment, drive, and control	15%	4,113	631
	Sludge pump	Install energy efficient equipment, drive, and control	15%	4,113	631
	Office and others	Install energy efficient lighting and control	60%	16,804	2,580
TOTAL				180,734	27,745

The Southern California Regional Energy Network is administered by the County of Los Angeles and funded by California utility ratepayers under the auspices of the California Public Utilities Commission.